


Welcome to 1st Grade!

2023-2024



Teachers



Mrs. Nelson 1-1

Mrs. Anderson 1-2

Ms. Frailing 1-3

Ms. Thumann 1-4

Ms. Bowe (Student Teacher), Mrs. Anderson, Ms. Thumann, Mrs. Nelson, Ms. Frailing



Our Daily Schedule

Morning Meeting

Sonday Spelling

Daily 5

Lunch/Recess

***10:40-11:30**

Brain Break

Reading Block

Math Block

Specials

Snack

Phonics Block

Rotating Subjects

End of Day



● Language Arts



Reading (Wonders 2023 Curriculum)

- Fluency
- Comprehension
- Guided Reading Groups



Writing (Wonders 2023 Curriculum)

- Grammar
- Mechanics
- Spelling (inventive spelling)
- Creating and collaborating
- Various writing genres



Language Arts



Vocabulary



Sight Words (195 through Wonders)



**Phonics (Sonday)
Spelling tests weekly**




**Independence Practice
Daily 5/Centers/Learning Path**



Seesaw & Interactive iPad Learning Apps

Inventive Spelling

In first grade our students are still learning inventive spelling. As the year goes on they are learning the English Language spelling rules.




First Grade Sight Words

First graders are expected to know sight words 1-195 from the Wonders curriculum. The lists are in color order and we refer to them as the Rainbow lists.

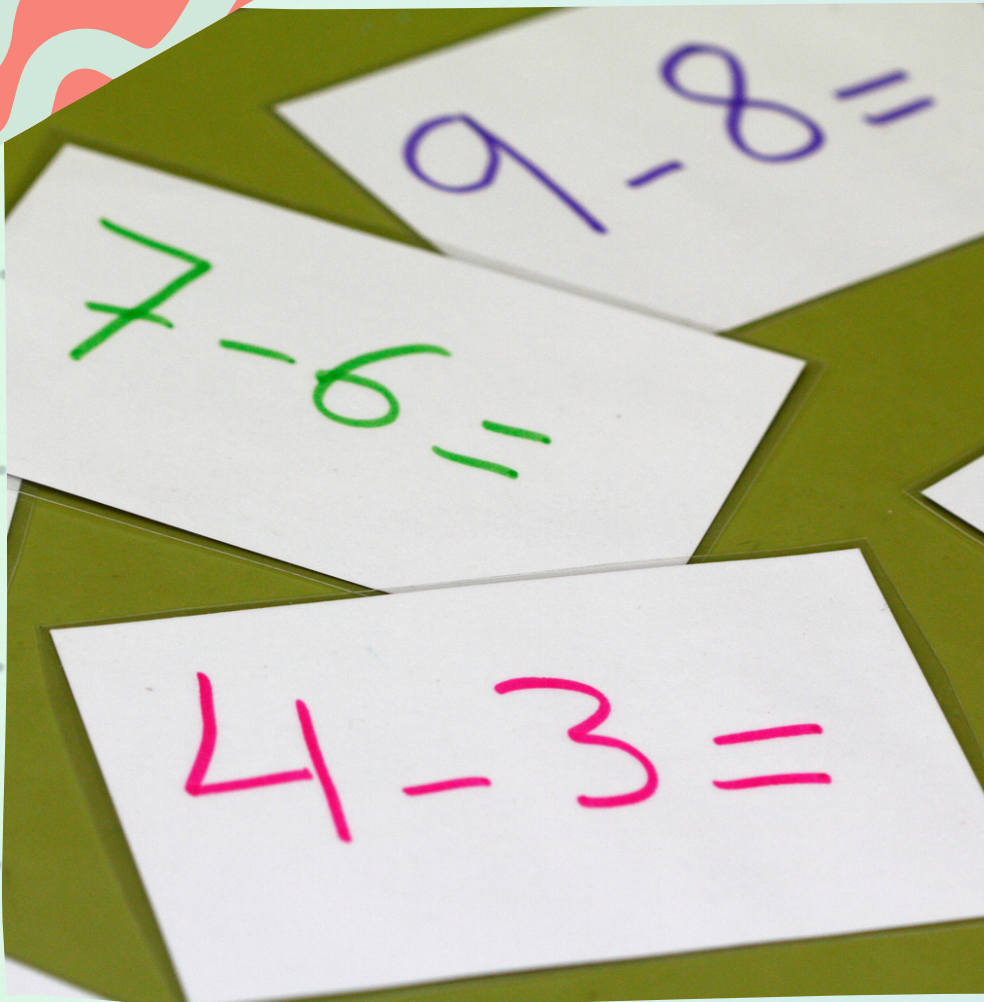
Red List					
and	a	to	in	is	you
for	on	are	as	with	his
this	have	from			
Total correct: /25					
Orange List					
had	by	word	but	not	what
your	can	said	there	use	an
Total correct: /20					
Yellow List					
how	their	if	will	up	other
them	these	so	some	her	would
Total correct: /20					
Green List					
time	has	look	two	more	write
way	could	people	my	than	first
Total correct: /20					
Blue List					
oil	now	find	long	down	day
may	part	over			
Total correct: /15					
Purple List					
take	only	little	work	know	place
give	most	very	after	thing	our
man	think	say			
Total correct: /25					
Pink List					
help	through	much	before	line	right
same	tell	boy	follow	came	want
three	small	set			
Total correct: /25					

Zaner-Bloser Style Handwriting

In first grade, we practice writing uppercase and lowercase letters from the alphabet each week.



Math



- Math (Expressions)
- Addition/Subtraction Math Facts 0-12
 - Weekly timed test
 - End of Semester assessment 0-12
- Math Centers/Workshop/Math Path
 - Math games
 - Small group instruction
- Interactive iPad Learning Apps

Family Letters

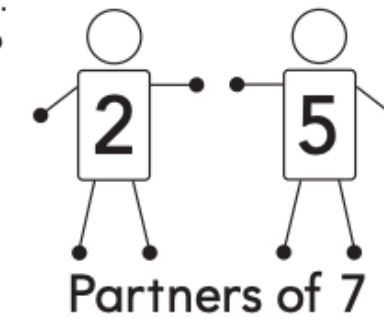
When new concepts are taught these letters are sent home to help guide your instruction at home.

Dear Family:







Your child is learning to find the smaller numbers that are “hiding” inside a larger number. He or she will be participating in activities that will help him or her master addition, subtraction, and equation building.

To make the concepts clear, this program uses some special vocabulary and materials that we would like to share. Below are two important terms that your child is learning:

- **Partners:** Partners are two numbers that can be put together to make a larger number. For example, 2 and 5 are partners that go together to make the number 7.
- **Break Apart:** Children can “break apart” a larger number to form two smaller numbers. Your child is using objects and drawings to explore ways of “breaking apart” numbers of ten or less.

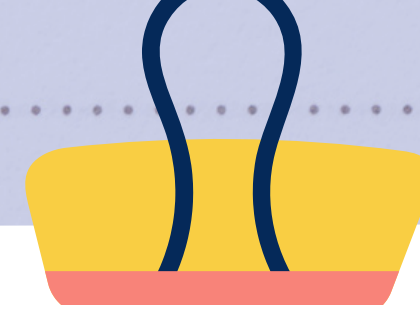


Children can discover the break-aparts of a number with circle drawings. They first draw the “Break-Apart Stick” and then color the circles to show the different partners, as shown below. Sometimes they also write the partners on a special partner train, which is also shown below.

Before	After
 $\square + \square$	 $3 + 1$
 $\square + \square$	 $2 + 2$
 $\square + \square$	 $1 + 3$



4-train





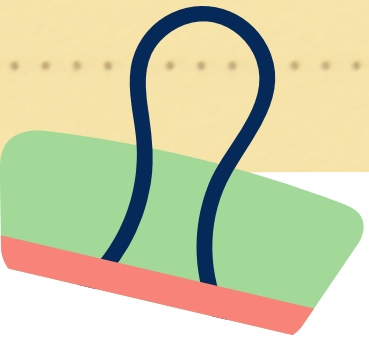
Social Studies

- Social Studies
(Social Studies Alive)
 - Getting along
 - Rules in school
 - Maps
 - Needs vs. Wants
 - Long Ago vs. Today



Science

- **Science (FOSS)**
 - **Air & Weather**
 - **Sound and Light**
 - **Plants and Animals**
- **Outdoor Classroom**
 - **Three Rivers Naturalists,
Ms. Christina and Mr. Joe**





At Westonka, we SOAR!

Character Education

- Morning Meeting,
Second Step/Mind Up
- School-Wide Assemblies
- Character Education Class
- SOAR Slips
- Stop and Think Tickets



S.O.A.R.
At Westonka, We SOAR. We create a Safe
environment, we own our Actions, we Achieve our
goals and we Respect others.

Name: _____ Date: _____

Homeroom: _____

☐ Safe
☐ Achieve


☐ Own It!
☐ Respect



Home Practice

(Optional)

- Phonic/Spelling practice
- Math Facts
- Book Bag - Daily Reading
- Unit Math Review Packets



Home Practice

These weekly sheets, located on the back of the classroom “peek at the week” newsletters, break down the skills we are working on. They also include the spelling lists as well as the sight words we are learning for the week.

THIS WEEK

Unit 1, Week 1

Dear Family Member:

This week our class will be focusing on what children do at school. We will also be talking about rules and why we need them.

Here are some resources you can use with your child to help reinforce the skills we'll be practicing.

My Words to Know

Sight words (orange list): *does, not, school, what*

Review: *Red list sight words*


Guided Practice/Practice Have your child read the sentences. Prompt them to identify the high-frequency words in connected text and blend the decodable words.

1. Does a cat nap?
2. Pam is not sad.
3. I like school.
4. What can you see?

Word Workout

- Words to Know Help your child use the words to make up a question and an answer about school.
- Spelling/Phonics: *short a* Help your child identify and generate words that rhyme with their spelling words. This week's phonic sound is the short *a* sound, as in *cat, man, and rag*.

cat man rag mad pad sad zap cap dad vat tan rat
jam am ham map lap lab tab tag rag ran mad fat



Parent Communication

Email/Seesaw Messages

Red Take-Home Folders

Weekly Printed Newsletters

Monthly Calendars

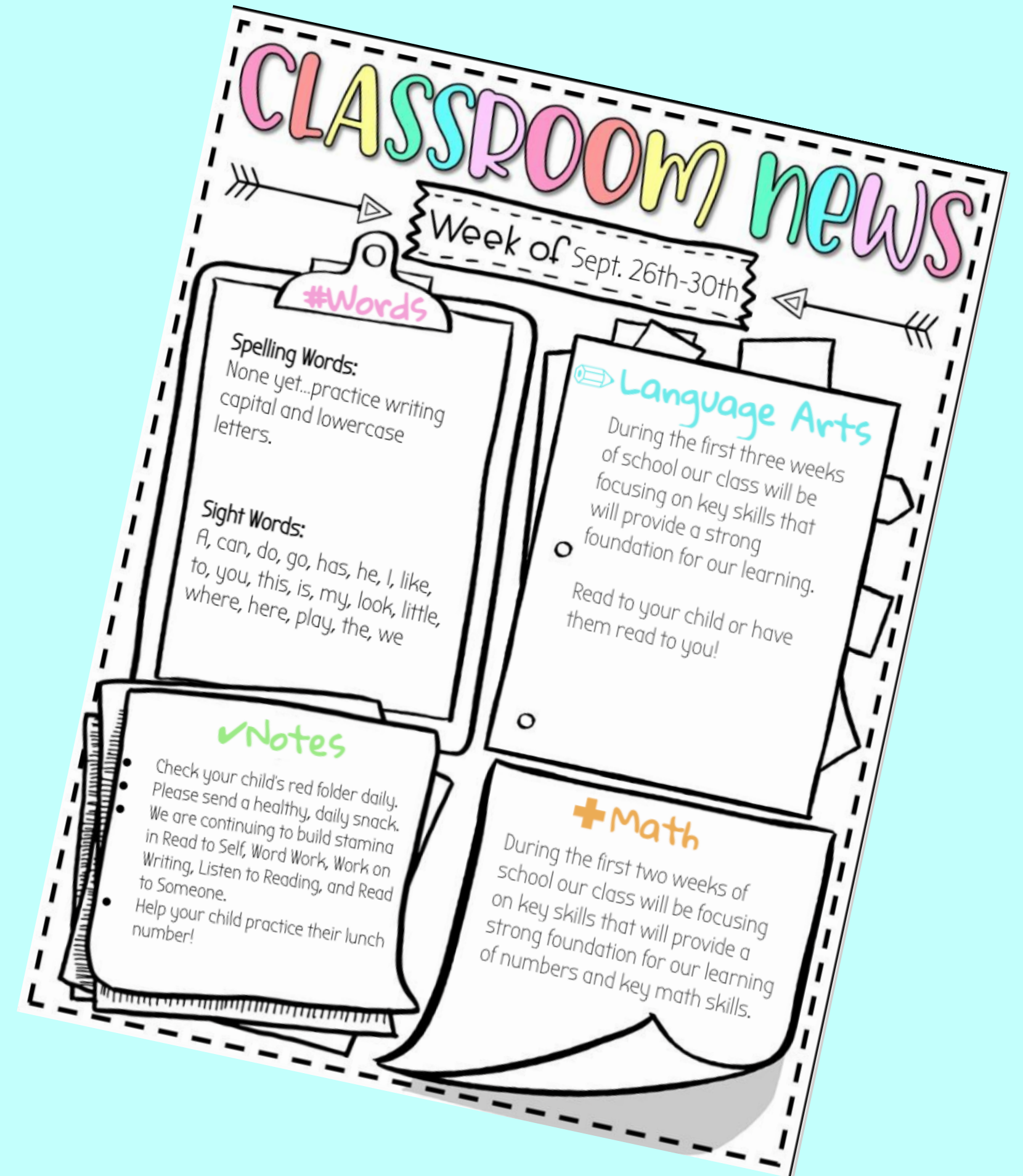
Conferences

****Any changes in your child's attendance/absence and end of day transportation should be communicated with the office staff (Nicole Sharma).**



Classroom News

Our classroom “peek
at the week”
newsletters will be sent
home in your child's
red folder weekly.



We Will SOAR Through 1st Grade!

Here we "grow!"



Love,
Your 1st Grade
Teachers

